

# APS-20

## Automatic Pay Station



The APS-20 is an excellent choice for Pay-On-Foot applications. Its user-friendliness and sophisticated solutions will guide your patrons through the payment process.

The APS-20 accepts coins, bills, credit and debit cards and returns coins and bills. Vouchers and stickers can be used to validate tickets. A cash report is automatically printed via the built-in receipt printer when the APS-20 was opened.

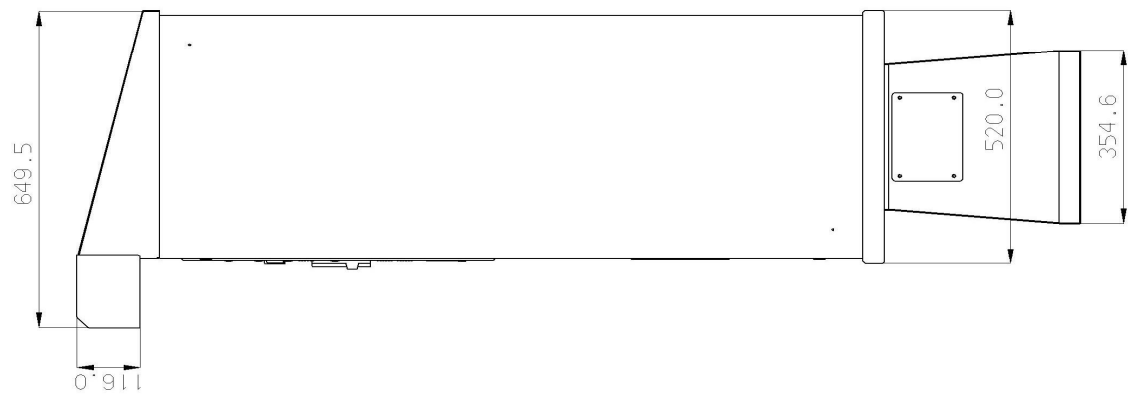
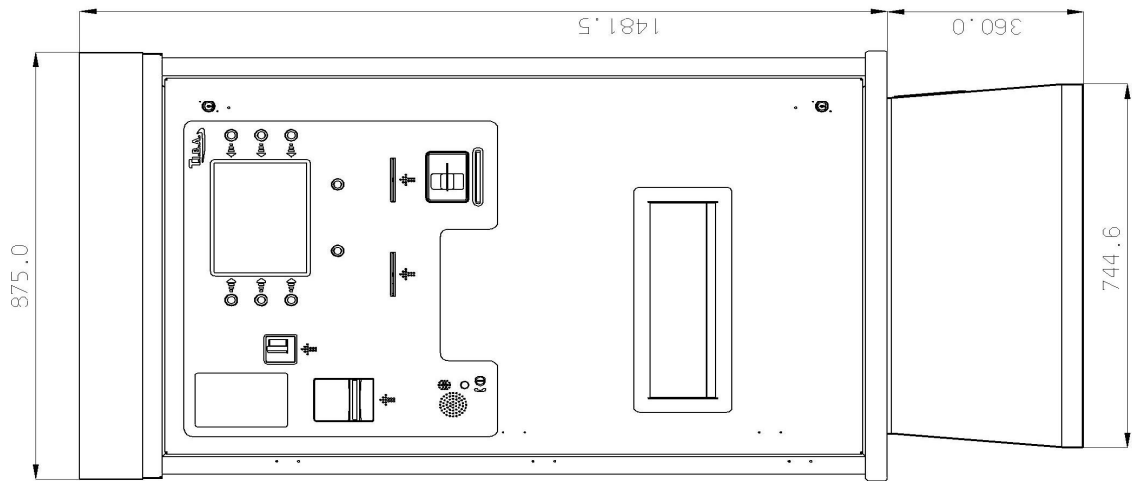
The well designed APS-20 is a breeze to use and helps to achieve a fast Return-On-Investment.

Standard:

- Large VGA Display
- Multilanguage interface
- Built-in receipt printer
- Built-In in Magnetic Card Reader to accept credit and debit cards (additional software, communication line and bank account are needed)
- Secure vault technology
- Built-In intercom sub-station
- Bill dispenser for one denomination
- Three coin storage units – handles thousands of coins

Optional:

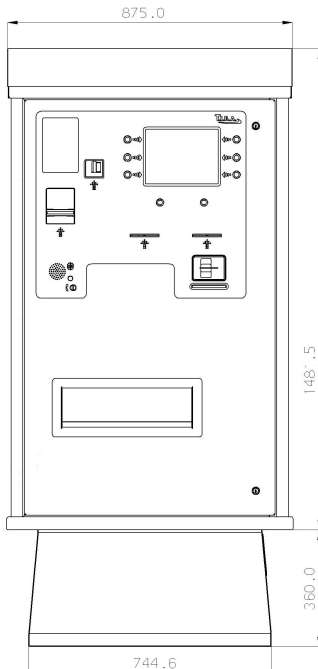
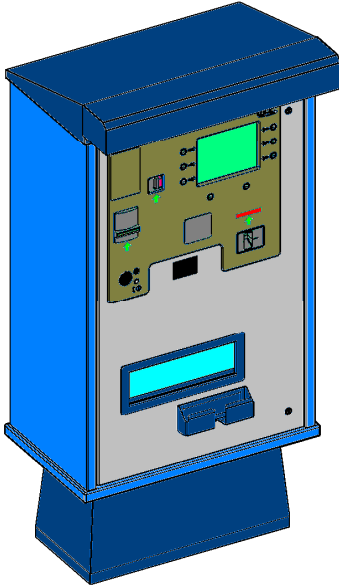
- 2 denomination bill dispenser



# AUTOMATIC PAY STATION

APS-20 AUTOMATIC-PAY-STATION

## SPECIFICATIONS



### Features

Ticket reader	Motorized barcode scanner.
Coin Acceptor	Standard. Accepts all USD market coins.
Coin Hopper	Standard. 3 large hoppers with up to 2,000 coins capacity.
Extra coin storage	Standard. For overflow control.
Credit Card reader	Standard.
Receipt printer	Standard.
Bill acceptor	Standard. Bills are read all four directions.
Bill dispenser	Standard.
Display	Standard. Large VGA display.
Intercom Substation	Standard. Digital or TCP/IP intercom are optional.
Surge protection	Standard. Built-In Data-line surge protector
Monthlies/Employees	Optional. Accounts can be loaded at APS-20.

### Operation

Processor	Embedded industrial controller
Communication & network	RS-485 industrial communication or TCP/IP network communication.
Clock	Build in, backed up by li-on battery. Keeps clock a data up to 10 years.
Off-Line operation	Full off-line operation capability.
Monitoring	Transaction and all events monitored on TMS software in real time.

### Housing – Stainless steel

Measurements	650mm/25 <sup>5</sup> / <sub>8</sub> '' (L); 875mm/34 <sup>1</sup> / <sub>2</sub> '' (W); 1841mm/72 <sup>1</sup> / <sub>2</sub> '' (H)
Weight	240 KG / 529 Lb
Color	Housing Blue-RAL 5012
Locks	Electronic lock mechanism. Additional 2 mechanical locks.

### Electrical

Power consumption	650 W
Power supply	100-240 VAC / 50-60 HZ
Operating voltage	5,12,24 VDC

### Environment conditions

Operating Temperature	-20 to 50 deg. C with Heater
-----------------------	------------------------------