



RISING DROP ARM BARRIERS

BGI is a leading automatic boom barrier manufacturer and supplier. The company offers a wide range of boom barrier models, including LED illuminated boom barriers, toll barriers, parking boom barriers with folding arms, pneumatic boom barriers, and more. Our electric boom barriers are used to secure entry and exit points, as well as control vehicular traffic. They are ideal for factories, office complexes, corporate houses, residential buildings, toll plazas, or any roadway entry where medium to heavy traffic is expected.

BGI boom barriers are aesthetically designed with a premier and modern look. The boom barriers are easy to install and use and can be integrated with various access control systems such as RFID systems, Parking Management systems, Toll collection systems, and traffic light systems.

PRODUCTS



L500
AUTOMATIC
ARM BARRIER



L800
AUTOMATIC
ARM BARRIER



L1000
ELECTRIC
ARM BARRIER



L1050
ELECTRIC LED
ARM BARRIER




L1080
ELECTRIC FOLDING
ARM BARRIER



L2000
PNEUMATIC
ARM BARRIER



L3000
ELECTRIC FAST
OPERATION ARM BARRIER



L3800
ADVERTISEMENT
ARM BARRIER

SAFETY OPTIONS



Safety edge sensors



Loop detectors



Sirens



Photoelectric cells sensors



Traffic Lights



Speed bumps



PRODUCT RANGE

TYPE	MECHANISM	VOLTAGE	SPEED	ARM LENGTH UP TO	DUTY
L500	Electric	220V	6s	6m	Heavy Duty
L800	Electric	220V	6 - 8s	8m	Heavy Duty
L1000	Electric	220V	5 - 6s	6m	Heavy Duty
L1050	Electric	220V	4.5 - 6s	5m	Heavy Duty
L1080	Electric	220V	5s	5m	Heavy Duty
L2000	Pneumatic	220V/380V	1 - 3s	4m	Heavy Duty
L3000	Electric	220V	1.5 - 2s	3m	Heavy Duty
L3800	Electric	220V	5 - 8s	4.2m	Heavy Duty



BGITM
PROFESSIONALS IN PROTECTION

INDIA

- Plot no 11/1, Factory No. 1 & 2, Panchratna Estate, Vatva GIDC Phase 4, Ahmedabad
- +91 85111 60416
- info@bgiengitech.com
- www.bgiengitech.com





SLIDING AND SWING GATES

BGI offers a range of gates for defence installation, private and commercial installations where protection and privacy are required. BGI's gates are custom-built to meet local topographical and environmental constraints.

CONFIGURATION

The BGI gates are available in multiple configurations:

- Cantilever Telescopic Gate
- Railed Sliding Gate
- Cantilever Gate
- Swing Gate
- Bi-Folding Gate

PRODUCTS



C2000
SLIDING/CANTILEVER GATE



C400
SLIDING/CANTILEVER GATE RATING K4



SGK12
SLIDING/CANTILEVER GATE RATING K12



K2000
SWING GATE








C3000T
CANTILEVER TELESCOPIC GATE



BG004
BI-FOLDING GATES RATING K4

SAFETY OPTIONS

A range of advanced safety features are available to ensure peace of mind and avoid unintended operation:

-  Inductive loop vehicle detectors are installed in the road.
-  Photo-electric cells further ensure that the gate does not move while something is passing.
-  LED lights on the gate and traffic lights by the road indicate when it is safe/unsafe to pass or when the gate is in motion.
-  Sirens indicate that the gate is in motion.
-  Speed bumps are used to slow down approaching traffic.



PRODUCT RANGE

MODEL NUMBER	RATING	OPERATION	TYPE	CLEAR OPENING UP TO
C2000	-	Electric	Cantilever/Sliding	30 mtr
C400	K4	Electric	Cantilever/Sliding	9 mtr
SGK12	K12	Electric	Cantilever/Sliding	7 mtr
K2000	-	Electric/hydraulic	Swing	10 mtr
K2500	K4	Electric/hydraulic	Swing	8 mtr
C3000T	-	Electric	Cantilever Telescopic	25 mtr
BG004	K4	Electric	Bi - Folding Swing	8 mtr

*Gate dimensions can be customized as per requirements



INDIA

- 📍 Plot no 11/1, Factory No. 1 & 2, Panchratna Estate, Vatva GIDC Phase 4, Ahmedabad
- ☎ +91 85111 60416
- ✉ info@bgiengitech.com
- 🌐 www.bgiengitech.com





BGI's high-security arm barriers have proven to be an impregnable solution embraced by the IDF, defence Installation, governments, and many more institutes and companies around the world to protect sensitive facilities.

SPECIFICATION


Good to Know!

- Most barriers are powered by a pneumatic, hydraulic, or electric mechanism.
- All types of barriers can be integrated into safety and other access control elements.


PRODUCTS



K3000
MANUAL SURFACE
SWING GATE RATING K4



K5000
AUTOMATIC
ARM BARRIER K4



K6000
AUTOMATIC BARRIER
RATING K8



K6010
MANUAL DROP ARM
BARRIER RATING K8



K6020
SURFACE AUTOMATIC
BARRIER RATING K8



K8000
SHALLOW FOUNDATION
ARM BARRIER RATING K12



K8800
SHALLOW FOUNDATION
AUTOMATIC ARM BARRIER
RATING K8



C440/C880
SURFACE MOUNTED
BEAM RATING K4-K8

SAFETY OPTIONS



Safety edge sensors



Loop detectors



Sirens



Photoelectric cells sensors



Traffic Lights



Speed bumps



PRODUCT RANGE

TYPE	RATING	MECHANISM	VOLTAGE	SPEED	ARM LENGTH UP TO	FOUNDATION	DUTY
K3000	K4	Manually	-	-	6m	Surface Mounted	Heavy Duty
K5000	K4	Hydraulic	440V	7s	6m	500-1000mm	Heavy Duty
K6000	K8	Hydraulic	440V	7s	6m	500-1000mm	Heavy Duty
K6010	K8	Manually	-	-	6m	500-1000mm	-
K6020	K8	Hydraulic	440V	7s	6m	Surface Mounted	Heavy Duty
K8000	K12	Hydraulic	440V	7-9s	6m	500mm	Heavy Duty
K8800	K8	Hydraulic	440V	6-8s	7m	400mm	Heavy Duty
C440	K4	Manually	-	-	10m	Surface Mounted	-
C880	K4	Manually	-	-	10m	Surface Mounted	-



BGI[™]
PROFESSIONALS IN PROTECTION

INDIA

- 📍 Plot no 11/1, Factory No. 1 & 2, Panchratna Estate, Vatva GIDC Phase 4, Ahmedabad
- ☎ +91 85111 60416
- ✉ info@bgiengitech.com
- 🌐 www.bgiengitech.com





FIXED/SEMI-AUTOMATIC BOLLARDS

BGI, a global leader in bollard manufacturing, specializes in Fixed Bollards, providing high-level protection against hostile ram-raids worldwide. Certified as K4, K8, and K12 crash-rated with deep & shallow foundation, our bollards meet international anti-ramming standards like DOS, PAS & IWA14.

PRODUCTS




FXB5400- K4
REINFORCED CONCRETE
DEEP FOUNDATION



FXB5800- K8
REINFORCED CONCRETE
DEEP FOUNDATION



FXB6000- K12
REINFORCED CONCRETE
DEEP FOUNDATION



SFXB404- K4
SHALLOW
FOUNDATION



SFXB408- K8
SHALLOW FOUNDATION



SFXB412- K12
SHALLOW FOUNDATION



BS4000
SEMI-AUTOMATIC BOLLARDS



MANUALLY
REMOVABLE BOLLARDS

SAFETY OPTIONS



Inductive loop detectors



Photo-electric sensors



LED lights on bollards, including traffic lights



Synchronized additional barriers



Speed bumps



PRODUCT RANGE

TYPE	RATING	HEIGHT	DIAMETER	FOUNDATION
FXB 5400	K4	700-1000mm	220mm	Deep
FXB 5800	K8	700-1000mm	220mm	Deep
FXB 6000	K12	1000mm	270 - 330mm	Deep
SFB 400	K4	1000mm	220mm	Shallow
SFB 800	K8	1000mm	330mm	Shallow
SFB 1200	K12	1000mm	330mm	Shallow
BS 4000 SEMI-AUTOMATIC BOLLARDS	K4	700mm	220mm	Deep
removable bollards	K4/K8/K12	700-1000mm	220 - 300mm	Deep/Shallow

*Bollards Finish can be customized as per requirements



INDIA

-  Plot no 11/1, Factory No. 1 & 2, Panchratna Estate, Vatva GIDC Phase 4, Ahmedabad
-  +91 85111 60416
-  info@bgiengitech.com
-  www.bgiengitech.com





AUTOMATIC BOLLARDS

BGI, a global leader in bollard manufacturing provides top-tier protection against hostile ram-raids worldwide. Our bollards, tested to international standards, hold certifications such as K4, K8, and K12 crash ratings. We offer diverse solutions operable with hydraulic, pneumatic, and electro-hydraulic mechanisms. Our high-security bollards boast a stainless steel finish, meeting DOS, PAS, and IWA standards. Customized for specific threat levels, traffic volumes, and site conditions, BGI ensures optimum security for government, military, and civilian facilities. They can be integrated with access control systems & third party solutions.

MECHANISM

Bollard Mechanism

BGI automatic bollards can be operated with hydraulic, pneumatic, or electro-hydraulic mechanisms; the choice of solution will depend on the operating environment. Special consideration has been given to drainage in the design to ensure that extreme conditions of dust, water ingress, and snow, do not affect the operation of the bollard.

- Hydraulic
- Pneumatic

PRODUCTS



B3000
TRAFFIC BOLLARD



B3100
RATING K4



B3200
RATING K8



B3120
RATING K12

SAFETY OPTIONS



Inductive loop detectors



Photo-electric sensors



LED lights on bollards, including traffic lights



Synchronized additional barriers



Speed bumps



PRODUCT RANGE

TYPE	RATING	MECHANISM	SPEED	DIAMETER	HEIGHT ABOVE GROUND	FOUNDATION
B3000 Series	Traffic Control	Pneumatic/ Electro-Hydraulic	1.5-5s	220mm	700-1000mm	1300-1600mm
B3070 Series	Traffic Control	Electro-Hydraulic	3-4s	220mm	600mm	600mm
B3100 Series	K4	Pneumatic/ Electro-Hydraulic	3-6s	220mm	700-100mm	1300-1600mm
B3200 Series	K8	Pneumatic/ Electro-Hydraulic	3-6s	220mm	1000mm	1600-2000mm
B3120 / B5000 SERIES	K12	Electric Hydraulic	4-8s	352mm	1200mm	2500mm

*Bollards Finish can be customized as per requirements



INDIA

- 📍 Plot no 11/1, Factory No. 1 & 2, Panchratna Estate, Vatva GIDC Phase 4, Ahmedabad
- ☎ +91 85111 60416
- ✉ info@bgiengitech.com
- 🌐 www.bgiengitech.com





FULL HEIGHT TURNSTILE

BGI turnstiles are designed to control or prevent access by people to secure areas. Whether electronically programmable or manual, our turnstiles will ensure the smooth flow of people while maintaining control over who passes through.

PRODUCTS

The turnstiles are available in an electronic (TS10) or manual (TS11) version. The rotor can be divided to 120 degrees (3 arms) or 90 degrees (4 arms). We offer two type of finishes – Galvanized MS with powder coating or SS (304/316)



SPECIFICATION

- Power supply access shall be 220V and low-voltage 24V
- Turnstiles can have 3 arms (120 degrees) or 4 arms (90 degrees)
- Can be integrated to other access control accessories such as card / finger print reader, push button etc.
- Have to be installed on a level concrete base 1800mm x 1800mm and with a thickness of 100mm minimum.



PRODUCT RANGE

TYPE	OPERATION	DIMENSION	FINISH
TS10G	Electric	H2223mm (2200mm net) / D1310mm / W1600mm	Galvanized with powder coating
TS10N	Electric	H2223mm (2200mm net) / D1310mm / W1600mm	SS304/SS316
TS10G-D	Electric	H2223mm (2200mm net) / D1310mm / W1600mm	Galvanized and powder coating with rotors SS304/SS316
TS10GN	Electric	H2376mm (2273mm net) / D1222mm / W3670mm	Galvanized with powder coating
TS10N-D	Electric	H2376mm (2273mm net) / D1222mm / W3670mm	SS304/SS316
TS11G	Manual	H2223mm (2200mm net) / D1310mm / W1600mm	Galvanized with powder coating
TS11N	Manual	H2223mm (2200mm net) / D1310mm / W1600mm	SS304/SS316
TS11GN	Manual	H2223mm (2200mm net) / D1310mm / W1600mm	Galvanized and powder coating with rotors SS304/SS316





TRIPOD TURNSTILE

BGI tripod turnstiles are designed to provide access control to secure areas. Electronically programmable, these turnstiles will ensure the smooth flow of people while maintaining control and monitoring the people who pass through.

Tripods integrated with any access control system. The unique drop-arm feature provides a fail-safe safety solution in case of an emergency or power failure.


The turnstile has bi-directional control, allowing optimum control of flows (according to rush hour or peak times).

Functions & Features

Semi/Full-Automatic

1. Stainless steel
2. Bi-direction pass
3. Arms auto drop when power off
4. Arms auto rise up when power on and auto stop on obstacle
5. Traffic light indicator
6. Dry contact, is compatible with smart card for access control
7. If the people does not pass in valid time, the passage will be locked up. And the valid passing time can be set up by operator

PRODUCTS





PRODUCT RANGE

TYPE	TYPE	Material	Mechanism	Clear Passing	Transit Speed
T14I-122S	Slim Type	SS (304/316)	Semi-Automatic	520-550mm	30-45 Pers./Min
T14I-122	Slim Type	SS (304/316)	Fully-Automatic	520-550mm	25-32 Pers./Min
T14I-122SP	Slim Type	Powder Coated (RAL Color)	Semi-Automatic	520-550mm	30-45 Pers./Min
T14I-122P	Slim Type	Powder Coated (RAL Color)	Fully-Automatic	520-550mm	25-32 Pers./Min
T14I-112S	Bridge Type	SS (304/316)	Semi-Automatic	520-550mm	30-45 Pers./Min
T14I-112	Bridge Type	SS (304/316)	Fully-Automatic	520-550mm	25-32 Pers./Min
T14I-112SP	Bridge Type	Powder Coated (RAL Color)	Semi-Automatic	520-550mm	529-550,,
T14I-112P	Bridge Type	Powder Coated (RAL Color)	Fully-Automatic	520-550mm	25-32 Pers./Min





SPEED GATE/FLAP BARRIER

BGI Flap Barrier/Speed Gate are an ideal solution for pedestrian access control into complexes, both commercial, and military. These are, both visually pleasing and provide good security.

Our Speed gates are reliable and suitable for every environmental condition; and, can be used for both indoor and outdoor applications such as at airports, metro stations, banks, museums, entertainment centres, commercial complexes, corporate buildings, etc.

Our Speed Gates made from stainless steel (SS), and use motorised mechanism. These barriers provide fast, robust and durable performance combined with a slim and elegant design.

Our Speed gates are equipped with SS housing, LED indicators, glass top and side panels, as well as optical sensors to prevent unauthorized access. The wings are made from safety tempered glass, polycarbonate, or metal tube as per our customer's requirements.

BGI Speed Gates can be integrated with various access control systems, including, biometrics, card readers, token system, coin system, remote control, push button, etc.

Our Speed Gates are bi-directional with 90° opening angle, towards each direction. In case of an emergency, the system opens the wings and indicators illuminates green LED.

This feature can also be activated during power failures, using the built-in emergency battery backup.


PRODUCTS




A221B



F800



F830



SG01



PRODUCT RANGE

TYPE	MECHANISM	DIMENSIONS	FINISH	PASSAGE
A221B	Electric	1410X300X1005	Stainless Steel	550/900
F800	Electric	1040X185X1400	Stainless Steel	550/900
F830	Electric	1200X120X980	Stainless Steel	550/900
SG01	Electric	1500X140X980	Stainless Steel	550/900





MOBILE BOMB SHELTER

BGI MS1008

BGI MS-1008 is a custom-made mobile shelter designed to protect you from direct strike.

It is able to cope with various strikes, including direct hits from Grad, Qassam, and Katyusha rockets, as well as mortar attacks. The MBS is designed and approved by a physical security consultant authorized by the IDF.

Dimensions and the level of protection can be modified as per requirements.





PRODUCT RANGE

DETAILS STANDARD

Material	Steel St52
Length	6.3 m
HEIGHT	2.6 m
WIDTH	2.5 m
SHELTERED AREA	14 SQM
WEIGHT	15T

DIMENSIONS CAN BE MODIFIED AS PER REQUIREMENTS



BGI[™]
PROFESSIONALS IN PROTECTION

INDIA

- 📍 Plot no 11/1, Factory No. 1 & 2, Panchratna Estate, Vatva GIDC Phase 4, Ahmedabad
- ☎ +91 85111 60416
- ✉ info@bgiengitech.com
- 🌐 www.bgiengitech.com





ROAD BLOCK- WEDGE BARRIER

BGI Road Blockers are the anti-ramming solutions of choice for the highest security installations, where full-width lane protection is required. With their quick deployment and ability to bring a vehicle to a complete halt, these road blockers are engineered to meet the most demanding security standards.

Our road blockers are ideal for the protection of sensitive facilities such as military installations, government buildings, foreign embassies and more.

BGI road blockers are simple to install and operate and require minimal maintenance. The systems can be activated using a range of access control solutions and can be integrated with other perimeter security systems.

SPECIFICATION

- All road blockers can be added with:
EFO (emergency fast operation)
- A heating unit when in extremely cold weather conditions
- Acumulator for power failure and multiple operations

PRODUCTS



R500
SURFACE/SHALLOW
FOUNDATION RATING K4



R1000
SURFACE/SHALLOW
FOUNDATION RATING K8



R2000
SHALLOW FOUNDATION
RATING K12



R3500
SHALLOW FOUNDATION
RATING K4

SPECIFICATION



Safety edge sensors



Loop detectors



Sirens



Photoelectric cells sensors



Traffic Lights



Speed bumps



PRODUCT RANGE

TYPE	RATING	MECHANISM	VOLTAGE	SPEED	HEIGHT	LENGTH UP TO	FOUNDATION	DUTY
R500	K4	Hydraulic	440V AC	4-6s	700-900mm	3m	0-300mm	Heavy Duty
R1000	K8	Hydraulic	440V AC	4-6s	700-900mm	3m	400mm	Heavy Duty
R2000	K12	Hydraulic	440V AC	4-6s	900-1000mm	3m	400mm	Heavy Duty
R3500	K4	Hydraulic	440V AC	4-6s	700-900mm	87cm	400mm	Heavy Duty



AUTOMATIC AND PASSIVE/SPRING LOADED SPIKES

AUTOMATIC SPIKES

The unique and innovative fast-response S1000 tire killer spike system was developed with the specific aim of bringing a car to a halt without harming passengers. Designed to rip tires apart and even withstand the latest generation of run-flat tires, the S1000 has been proven in the field as a particularly effective solution for border crossings and locations where vehicles pass at high speed. The spike system can be operated either pneumatically or hydraulically resulting in fast and reliable operation. The spikes are housed in 1 meter long segments which can easily be removed for maintenance.

PASSIVE/SPRING LOADED SPIKES


For lower security applications, surface mounted passive 1-way spikes can be installed which incorporate spring loaded spikes that are depressed and lowered by the movement and weight of the car as it passes in the correct direction. Any attempt to pass over the spikes in the wrong direction will result in multiple tire punctures. The spikes can incorporate an optional screw mechanism to allow them to be manually locked in the down position to temporarily enable vehicles to pass in the wrong direction.

These spikes are cost effective way of securing exit lanes where the complexity and extra investment in gates or barriers cannot be justified. This barrier is often used at the exit to parking lots, factories, malls and other areas of heavy traffic. It is particularly effective where high rates of exit traffic are found since it has a minimal effect on traffic flows.

PRODUCTS



S1000
TWO WAYS AUTOMATIC
TIRE KILLERS



S1000H
TWO WAYS AUTOMATIC
TIRE KILLERS-HUMP TYPE



S4000
AXLE BREAKER








S2000
ONE WAY SPIKE SYSTEM



S2800
HEAVY ONE WAY
SPIKE SYSTEM

SAFETY OPTIONS

A range of advanced safety features are available to ensure peace of mind and avoid unintended operation:

-  Inductive loop vehicle detectors installed in the road.
-  Photo-electric cells to further ensure that the gate does not move while something is passing.
-  Traffic lights by the road to indicate when it is safe/unsafe to pass or when the spikes are in motion.
-  Sirens to indicate that the gate is in motion.
-  Speed bumps to slow down approaching traffic.



PRODUCT RANGE

CODE	MECHANISM	FOUNDATION	MATERIAL	WIDTH	LENGTH	SPEED	ONE/TWO WAY
S1000	Pneumatic, Electric, Hydraulic	500mm	Galvanized steel	500mm	500mm	1-2.5 s	two way
S1000-H	Hydraulic	250mm	Galvanized steel	500mm	3000-6000 mm	2-3 s	two way
S4000	Hydraulic	700mm	Galvanized steel	500mm	3000-6000mm	2s	one way
S2000	Manual, spring loaded	None - Surface mounted	Galvanized steel	230 mm	900 mm	-	one way
S2200	Manual, spring loaded with locking option	None - Surface mounted	Galvanized steel	230 mm	900 mm	-	two way
S2800	Heavy Duty, manual, spring loaded	None - Surface mounted	Galvanized steel	450 mm	910 mm	-	one way





ACCESSORIES

BGI is proud to offer a selection of the most advanced systems for access control. Any of our hydraulically, electrically or pneumatically operated bollards, gates, barriers or spikes can be controlled by these access control methods most of which can in turn be integrated with ease into other enterprise systems

PRODUCTS



TRAFFIC LIGHT



LOOP DETECTOR



PUSH BUTTON



OPERATOR PANEL



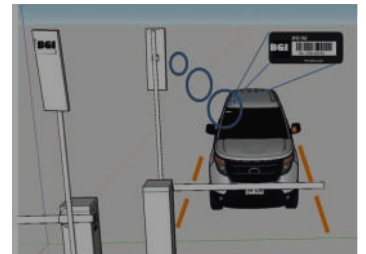
REMOTE BUTTON



CELLULAR MODEM




LPR



RFID



PHOTOCELL EYES



SAFE EDGE



**SPEED BUMPS AND
PARKING RESTRICTORS**



TOUCH PANEL

SPECIAL GATES

The extreme engineering required to produce these massive doors is a testament to the capabilities and dedication of the BGI team. BGI anti-blast gates and doors which incorporate either a sliding or swing mechanism are constructed from armor plated steel panels and BGI undertakes the complete project from design to engineering and installation. Due to the sensitive location of many of these doors, they are often remote controlled and include a host of detection and monitoring devices to ensure that the doorway and any personnel in the vicinity remain safe. All our anti-ballistic and anti-blast gates and doors are custom designed according to our customer requirements and the threat levels that they expect to face. Weighing up to 12 tons, these gates are up to 6 meters high and 6 meters wide and have been installed at border crossings, prisons and other high security compounds.

Creative Engineering Solutions

The challenge of engineering an anti-blast gate of these proportions, which can remotely be instructed to silently and smoothly glide into place cannot be understated. In situations where the safety of personnel is paramount, the operation and the reliability of these massive anti-blast and anti-ballistic gates is vital and BGI is uniquely positioned with the technology and the experience to design, build and install such gates.

Configuration and Operation

The gates can be configured either as sliding (suspended from a horizontal crossbar) or swing. Sliding gates are powered by a heavy-duty 5 – 7.5 horsepower electric motor with a clutch that can be neutralized during a power outage. Swing gates are powered by a hydraulic system capable of moving the massive gates on its hinges. Interior blast doors are manually operated.

PRODUCTS



BORDER GATE



BORDER/ANTI RADIATION GATE



ANTI-BALLISTIC/ANTI-BLAST GATES AND DOORS



COUNTER INTRUSION GATE

